


STENCILCRETE™

PAPER STENCILS FOR TEXTURING CONCRETE



THE ORIGINAL CONCRETE ALTERNATIVE

STENCILCRETE - Paper stencils in a variety of designs re-create the look of bricks, stones or tiles.

STENCILCRETE - Cost effective, simple to lay, but with the strength and durability of concrete.

STENCILCRETE - Recreates the look of hand laid grouted tiles and bricks, in half the time.

STENCILCRETE - 16 designs plus circles and borders. Paper Stencils are the newest idea in concrete patterning.

AVAILABILITY Stencils are available by roll (approx 100m) or by linear metre

SPECIFICATION Three ply paper / plastic coated. Always place on surface of concrete plastic side down

WHAT A GREAT IDEA!

STENCILCRETE

1st simple and effective alternative
to block paving

Driveways




Commercial Sites



Driveways



Footpaths



Streetscapes



Roundabouts



Offices



Walkways



Patios

CREATIVE IMPRESSIONS

Unit 237, Oldfield Road, Walton Summit Ind Park, Bamber Bridge, Lancs.
PR5 8AG England. Tel: (44) 01772-335435 Fax: (44) 01772-335434
Email: HEXDRUM@aol.com Internet: www.creative-impressions.com

STENCILCRETE™

THE CONCRETE TEXTURING ALTERNATIVE

THE PROCESS



Step 1 Lay concrete in normal way and apply first line of Stencil.



Step 2 Float Stencil Border into the surface using a trowel.



Step 3 Apply chosen pattern Stencil - aligning and trimming to size.



Step 4 Apply stencil over remaining area and float into surface.



Step 5 Apply **PERMACOLOUR** colour hardener.



Step 6 Float **PERMACOLOUR** into the surface.



Step 7 Final coat can be left un-floated to give decorative anti-slip finish (if required).



Step 8 Remove Stencil pulling evenly - revealing the pattern, with contrasting colour joints.



Step 9 Finished area.

TIP - If coloured joints are required - add a contrasting shade of Creative Impressions **COLOURCRETE** integral colour to the concrete mix and follow steps 1 - 8 above.

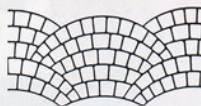
DESIGNS



Cobblestone Header Course



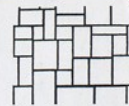
162cm Cobble Circle



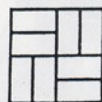
Fish Scale



203cm Large Circle



Ashlar Slate



Basket Weave



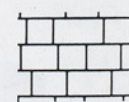
Old English Cobblestone




Random Blue Stone



Herringbone



Jumbo Brick



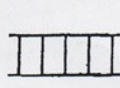
Running Bond




Flagstone



Face Brick



Soldier Course



Rustic Brick



Flanders Weave

CREATIVE IMPRESSIONS

Unit 237, Oldfield Road, Walton Summit Ind Park, Bamber Bridge, Lancs.
PR5 8AG England. Tel: (44) 01772-335435 Fax: (44) 01772-335434
Email: HEXDRUM@aol.com Internet: www.creative-impressions.com

CONTACT:



CREATIVE IMPRESSIONS EUROPE'S NUMBER ONE MANUFACTURER OF QUALITY PRODUCTS
FOR PATTERN IMPRINTING CONCRETE EXPORTING BRITISH QUALITY WORLDWIDE

